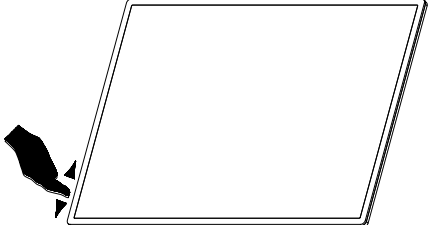
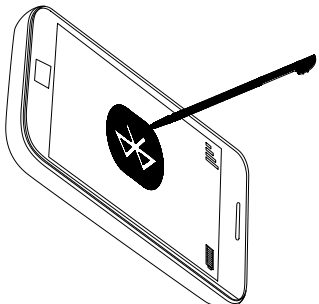

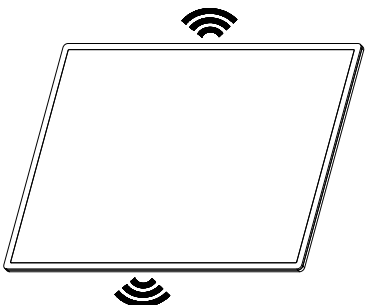


## BLUETOOTH WIRELESS TECHNOLOGY ENABLED DEVICE OPERATION

<b>1.</b>				
	<p>To activate the Bluetooth, operate the sensor switch located at the bottom of the mirror/cabinet. The mirror/cabinet will give out a tone to confirm it is ready for pairing.</p>			
<b>2.</b>				
	<p>Activate the Bluetooth on your device</p>			
<b>3.</b>				
	<p>Search for "PHOENIX" The mirror/cabinet will give out a tone to confirm successful connection.</p>			
<b>4.</b>				
	<p>You can now listen to your favorite song via the stereo speakers.</p>			

### Trouble Shooting Guide

Symptoms	Possible problem	Solution
Device not paired	Bluetooth not activated	Check Bluetooth is activated on compatible device & mirror/cabinet is turned on
Device not connecting	Only one device can be connected to the mirror/cabinet at any one time	Disconnect all devices and reconnect only one device
No volume	Volume is controlled from device	Increase volume on device
No connection	Out of range	Move device closer to mirror/cabinet