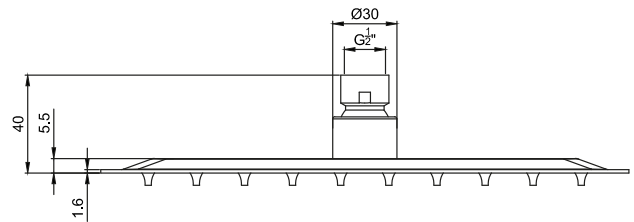
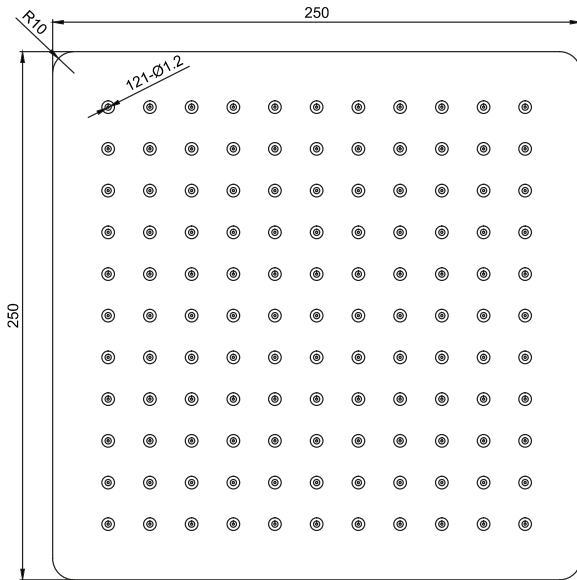
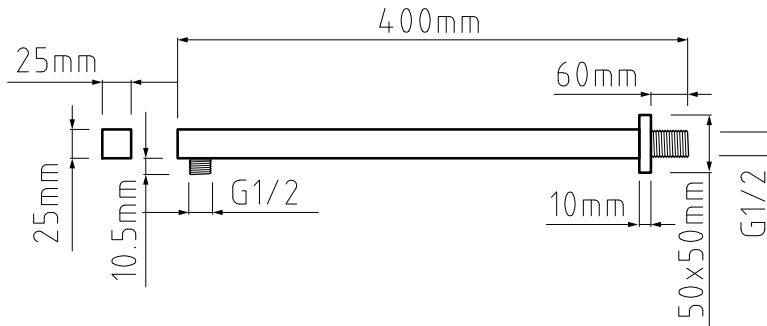


Range: Shower Heads
 Type: 250mm Head & Wall Arm
 Code: SH071
 Version/Date: v1 04/23



Information:

Guarantee/Aftercare: During installation extra care must be taken to avoid damaging the fittings. We provide a guarantee against faulty manufacture or materials (excluding serviceable parts), providing they have been installed, cared for and used in accordance with our instructions and good plumbing practice. We recommend that all brassware is installed to allow access to serviceable parts as we cannot accept responsibility in the event that access is required.

Finishes:



Chrome